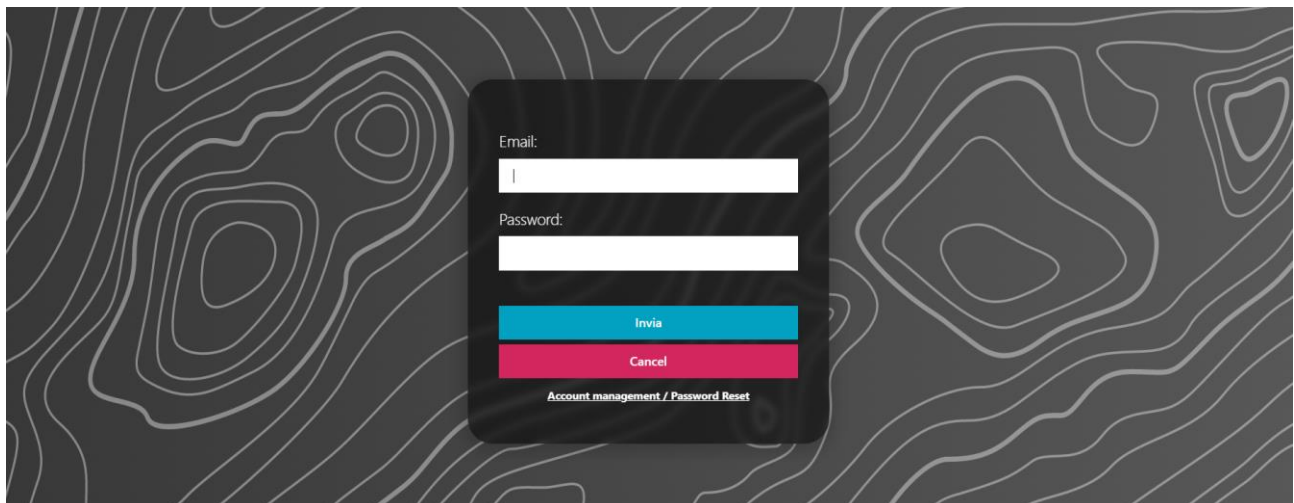
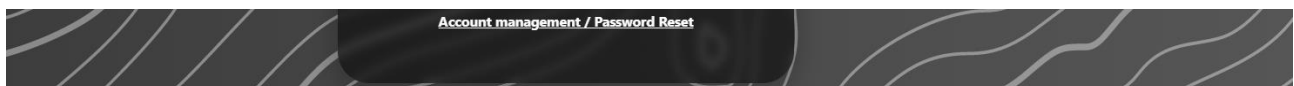


Primo accesso al servizio Consulenti / Ascom

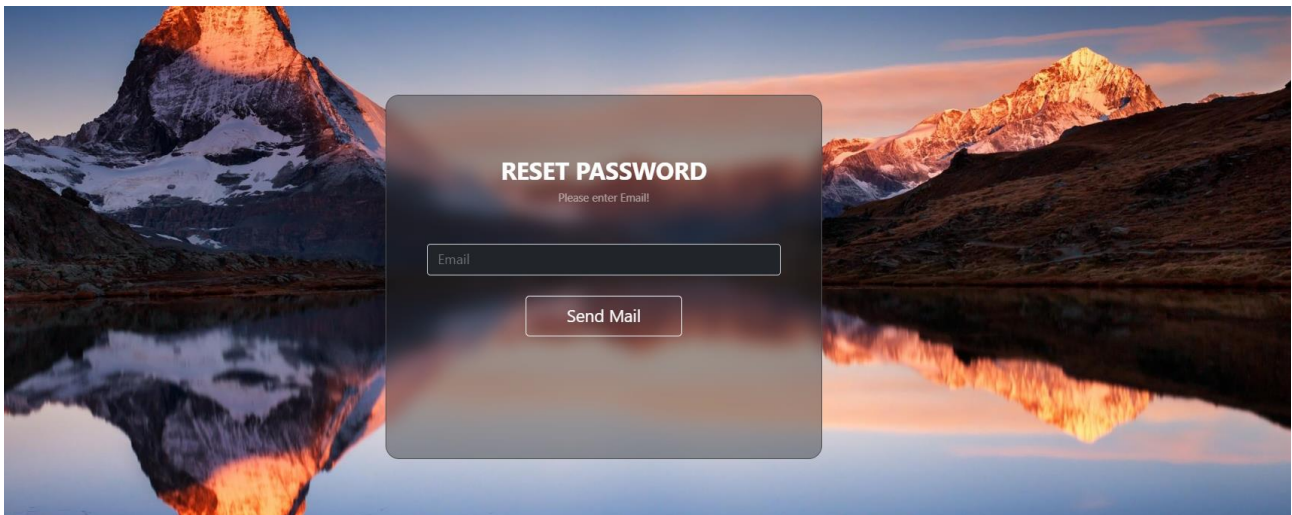
Collegarsi al sito della forma pensionistica www.fondofonte.it -> Area Riservata -> Aziende Consulenti/Ascom -> Consulenti Ascom -> Login



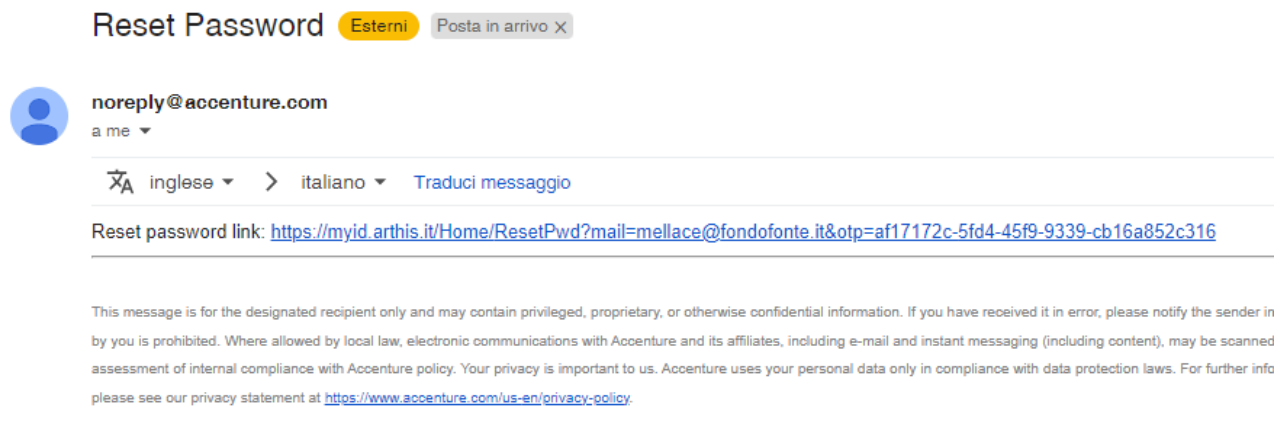
Cliccare sulla procedura di reset password



Inserire la propria email:



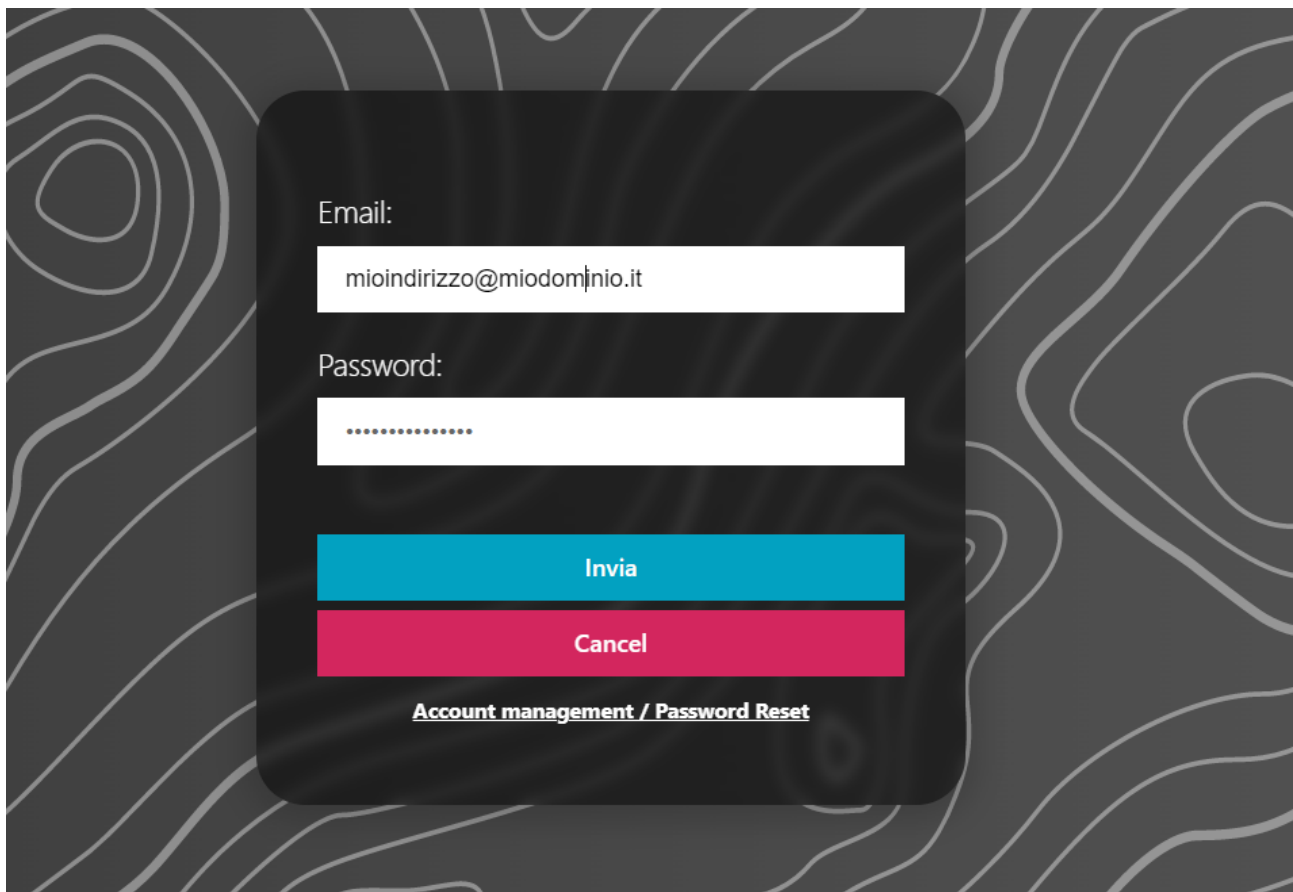
All'indirizzo email si riceverà un link per la creazione della propria password di accesso:



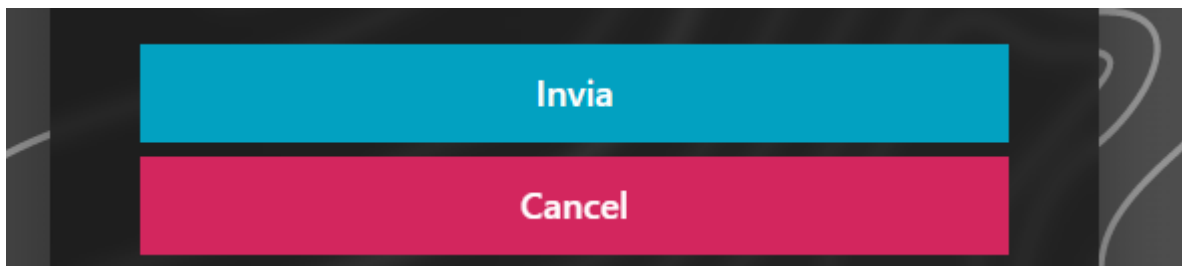
Effettuata la procedura di reset collegarsi a:

<https://www.fondimatica.it/fondi/Fonte>

Inserire il proprio indirizzo email e relativa password di accesso:



Cliccare sul tasto invia:



Nella schermata successiva, inserire l'OTP ricevuto alla propria email:



no_reply@accenture.com

a me ▾

🌐 inglese ▾ > italiano ▾ Traduci messaggio

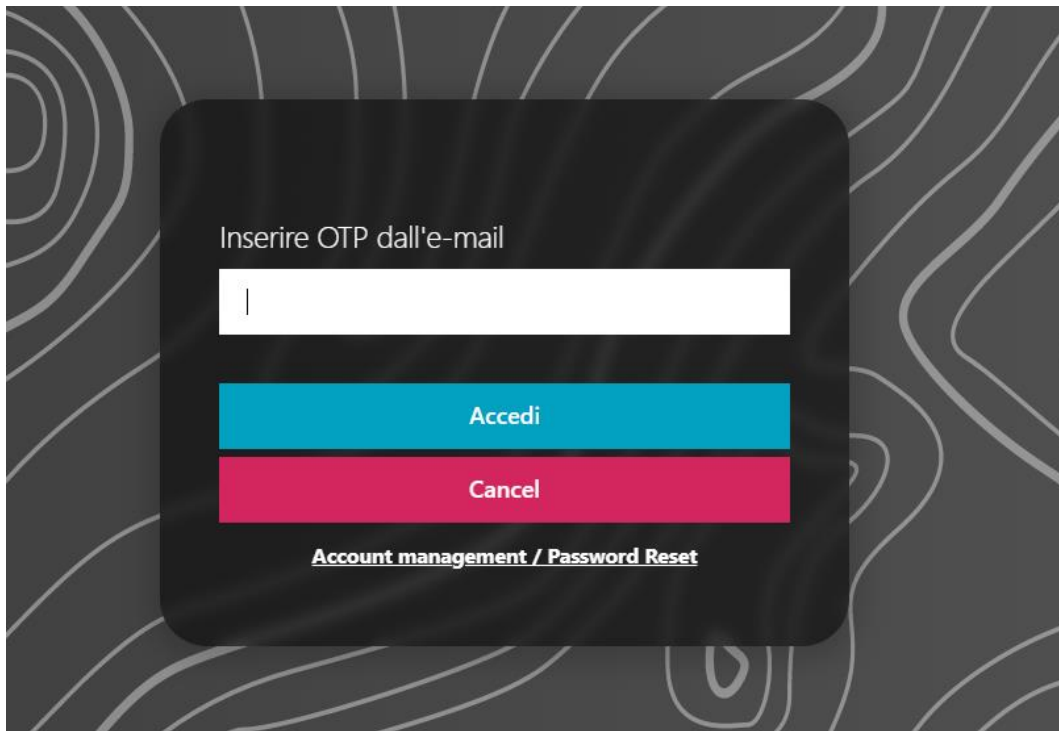
OTP: X00yphNu

This message is for the designated recipient only and may contain privileged, proprietary, or otherwise confidential information. If you have received this message in error, please notify the sender immediately and delete the original. Any other use of the e-mail by you is prohibited. Where allowed by local law, electronic communications with and instant messaging (including content), may be scanned by our systems for the purposes of information security and assessment of internal communications. Your consent to this policy is important to us. Accenture uses your personal data only in compliance with data protection laws. For further information on how Accenture processes your personal data, please see our privacy statement at <https://www.accenture.com/us-en/privacy-policy>.

www.accenture.com

↩ Rispondi

➡ Inoltra



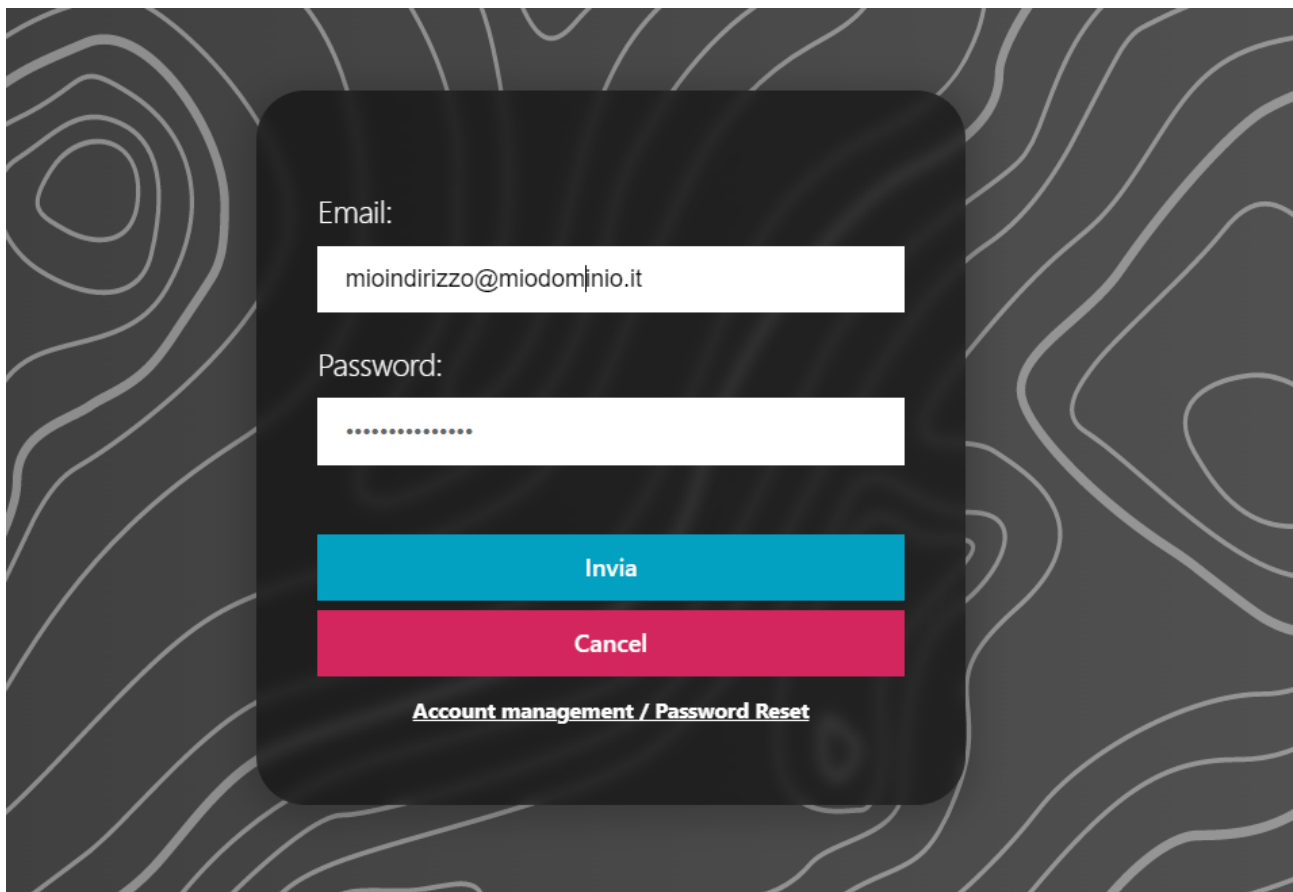
Cliccare su accedi per l'accesso in piattaforma.

Accesso successivo al primo

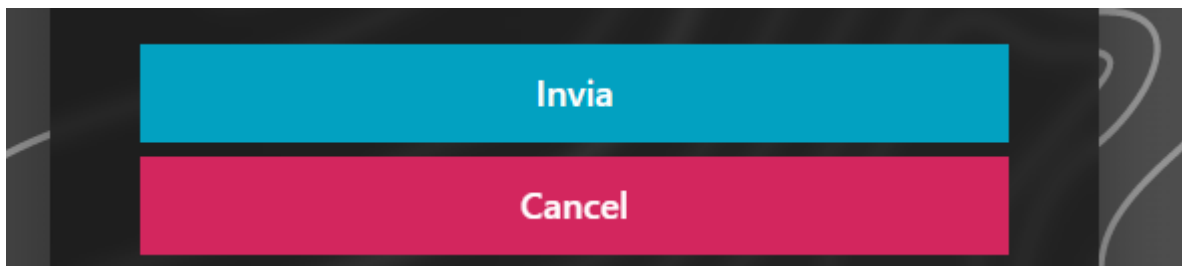
Collegarsi a:

<https://www.fondimatica.it/fondi/Fonte>

Inserire il proprio indirizzo email e relativa password di accesso:



Cliccare sul tasto invia:



Nella schermata successiva, inserire l'OTP ricevuto alla propria email:



no_reply@accenture.com

a me ▾

🌐 inglese ▾ > italiano ▾ Traduci messaggio

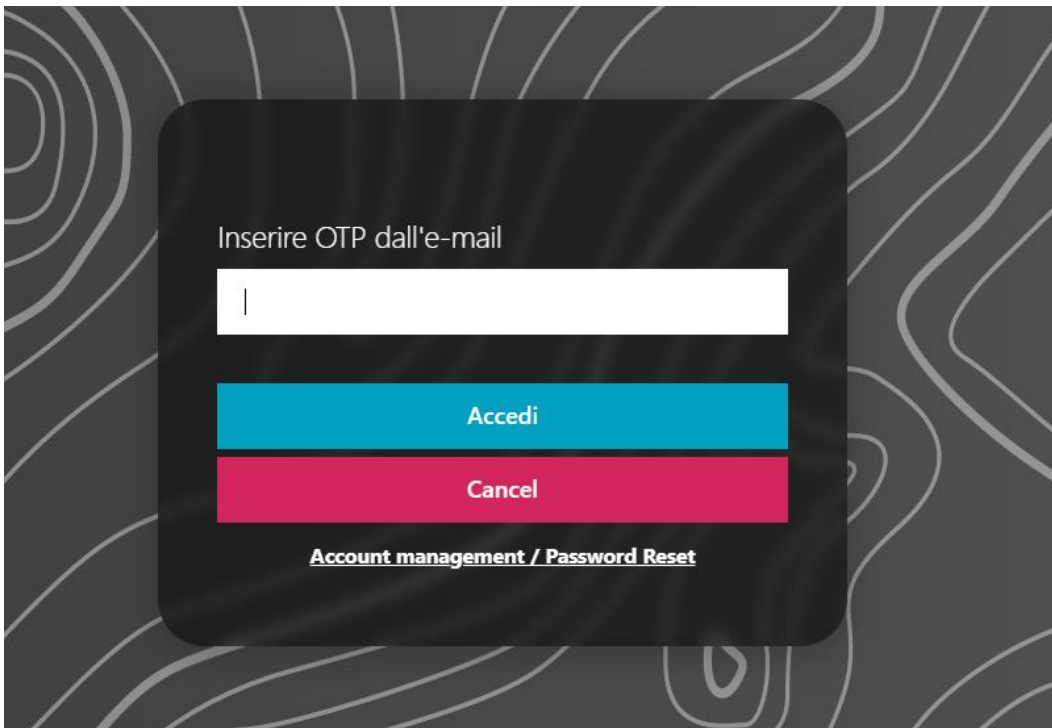
OTP: X00yphNu

This message is for the designated recipient only and may contain privileged, proprietary, or otherwise confidential information. If you have received this message in error, please do not disseminate, distribute or copy. If you have received this message by mistake, please notify the system manager. This message, its contents, and any attachments are intended only for the individual named. If you are not the named addressee you should not disseminate, distribute or copy this e-mail. Where allowed by local law, electronic communications with and instant messaging (including content), may be scanned by our systems for the purposes of information security and assessment of internal communications. This scanning process is important to us. Accenture uses your personal data only in compliance with data protection laws. For further information on how Accenture processes your data, please see our privacy statement at <https://www.accenture.com/us-en/privacy-policy>.

www.accenture.com

← Rispondi

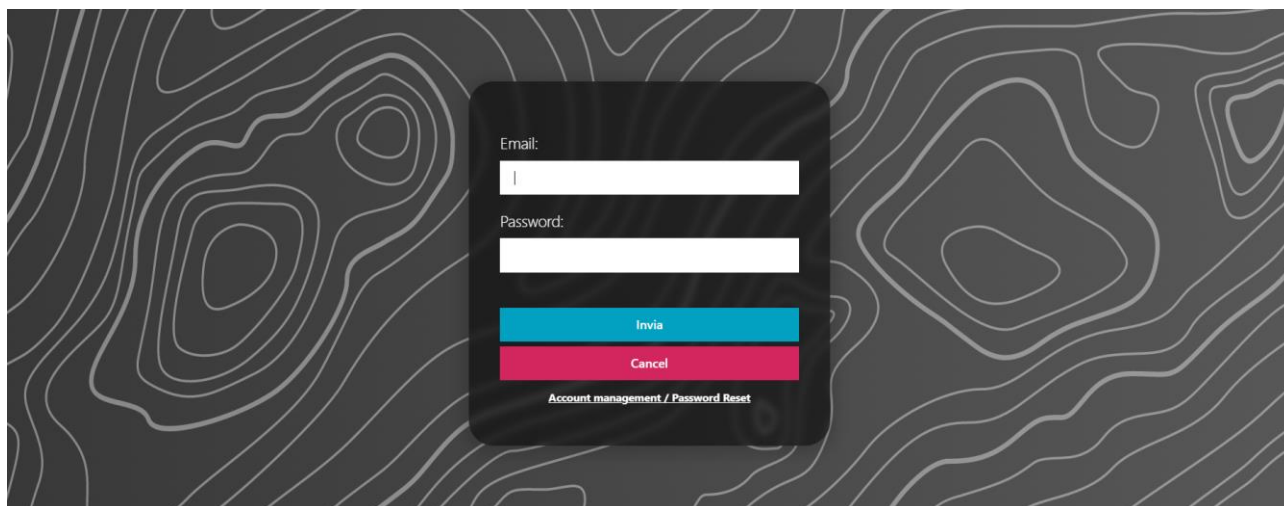
→ Inoltra



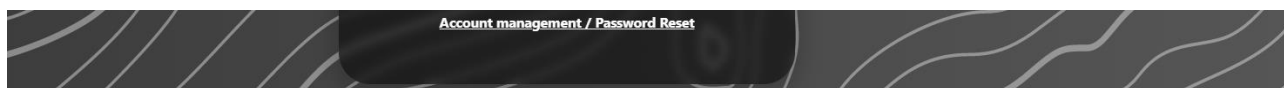
Cliccare su accedi per l'accesso in piattaforma.

Reset password in caso di smarrimento

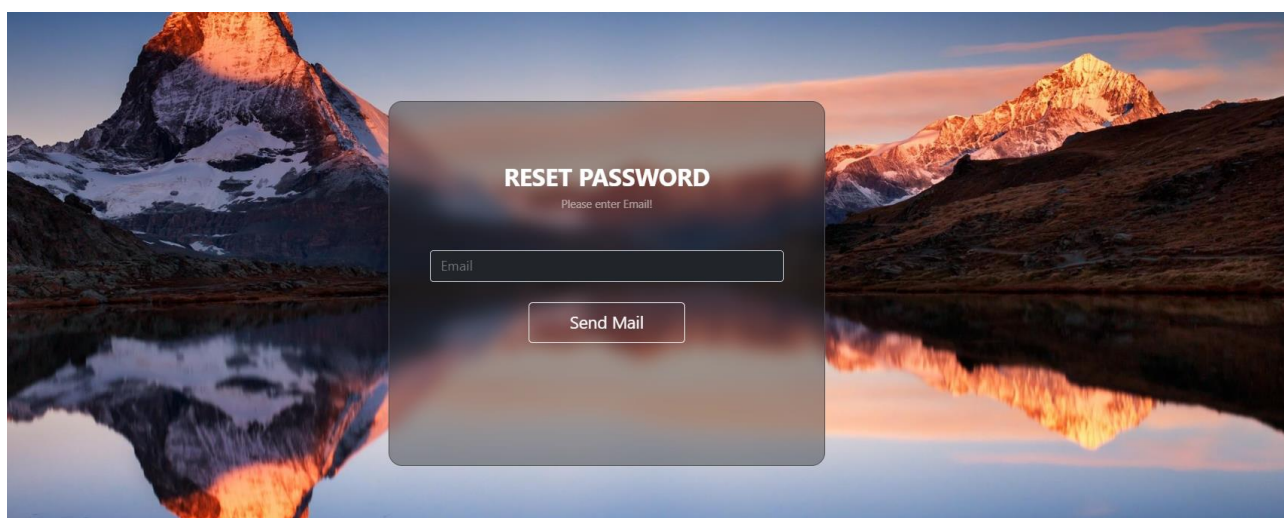
Collegarsi al sito della forma pensionistica www.fondofonte.it -> Area Riservata -> Aziende Consulenti/Ascom -> Consulenti Ascom -> Login



Cliccare sulla procedura di reset password



Inserire la propria email:



All'indirizzo email si riceverà un link per la creazione della propria password di accesso:

Reset Password Esterni Posta in arrivo X



noreply@accenture.com

a me ▾

🌐 inglese ▾ > italiano ▾ Traduci messaggio

Reset password link: <https://myid.arthis.it/Home/ResetPwd?mail=mellace@fondofonte.it&otp=af17172c-5fd4-45f9-9339-cb16a852c316>

This message is for the designated recipient only and may contain privileged, proprietary, or otherwise confidential information. If you have received it in error, please notify the sender in by you is prohibited. Where allowed by local law, electronic communications with Accenture and its affiliates, including e-mail and instant messaging (including content), may be scanned assessment of internal compliance with Accenture policy. Your privacy is important to us. Accenture uses your personal data only in compliance with data protection laws. For further info please see our privacy statement at <https://www.accenture.com/us-en/privacy-policy>.

Richiesta nuova abilitazione

Qualora si volesse procedere con la modifica o l'aggiunta di ulteriori soggetti abilitati all'accesso, occorre procedere con una nuova richiesta di credenziali attraverso l'utilizzo del form presente sul sito della forma pensionistica, raggiungibile attraverso il percorso Area Riservata -> Aziende Consulenti/Ascom -> Consulenti Ascom -> Abilita primo accesso.

Collegarsi al sito della forma pensionistica www.fondodonte.it -> Area Riservata -> Aziende Consulenti/Ascom -> Consulenti Ascom -> Abilita primo accesso.

Area Riservata Consulenti – Ascom

[Torna alla home](#) | [Area riservata Aziende/Consulenti](#) | [Area Riservata Consulenti – Ascom](#)

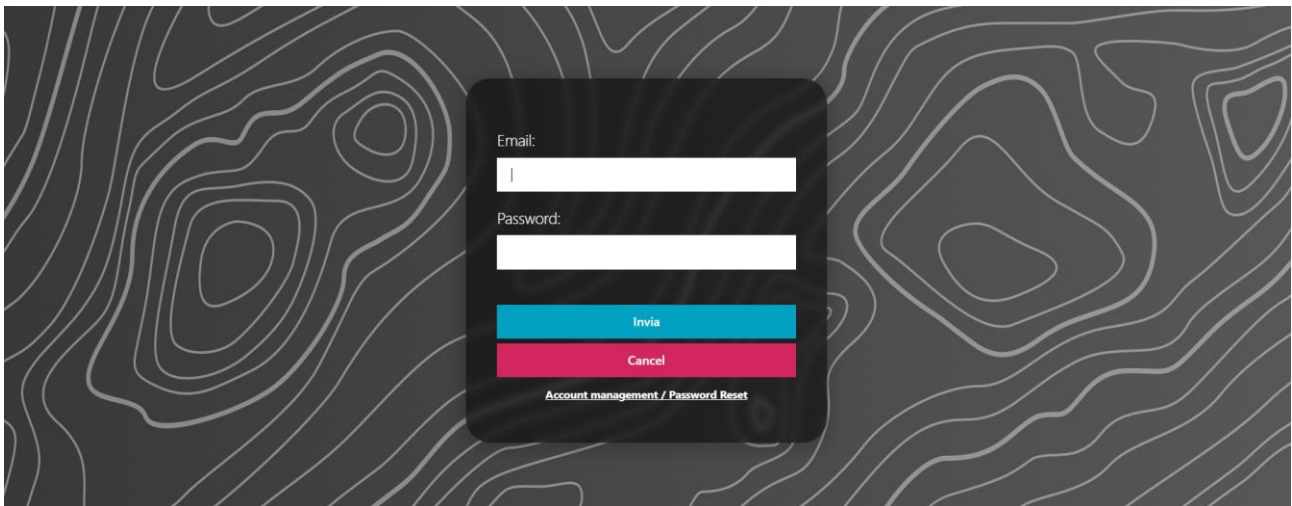


Compilare il Form e cliccare sul tasto "INVIA".

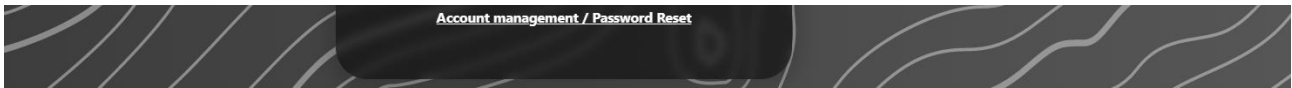
Si riceverà, entro 5 giorni lavorativi, all'indirizzo indicato una mail di conferma accreditamento.

Ricevuta la mail di conferma procedere seguendo le indicazioni riportate di seguito:

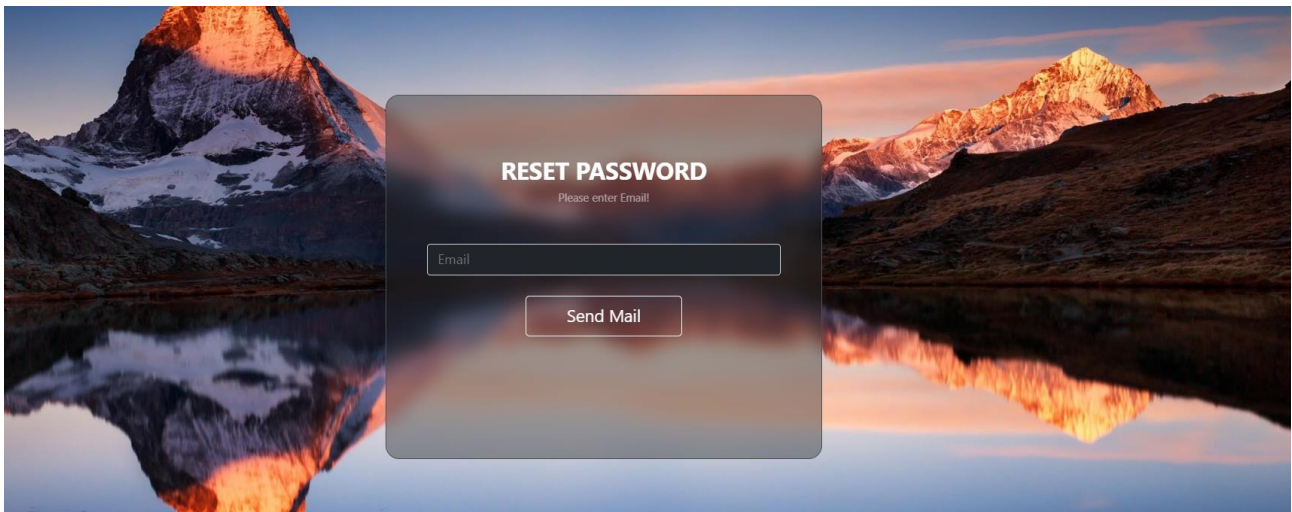
Collegarsi al sito della forma pensionistica www.fondofonte.it -> Area Riservata -> Aziende Consulenti/Ascom -> Consulenti Ascom -> Login



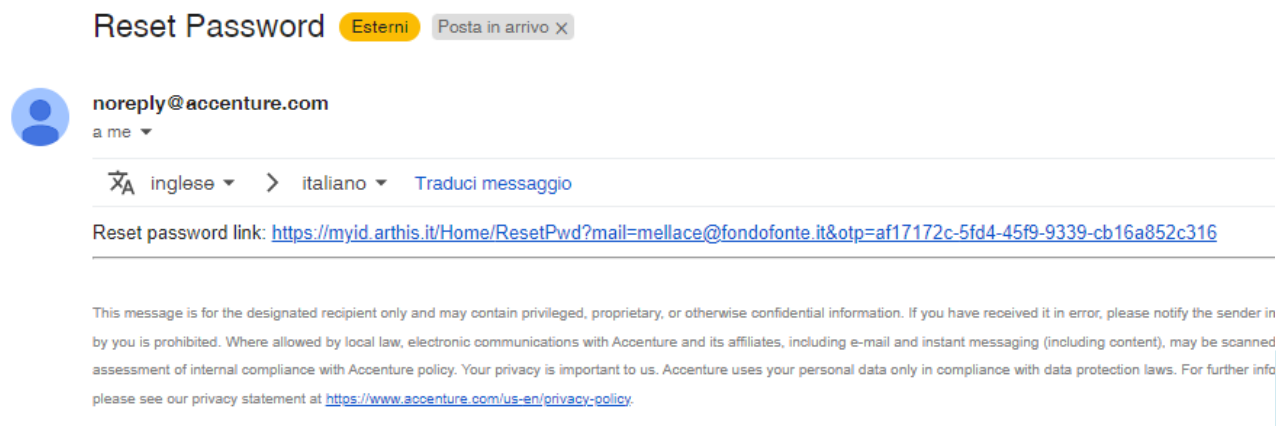
Cliccare sulla procedura di reset password



Inserire la propria email:



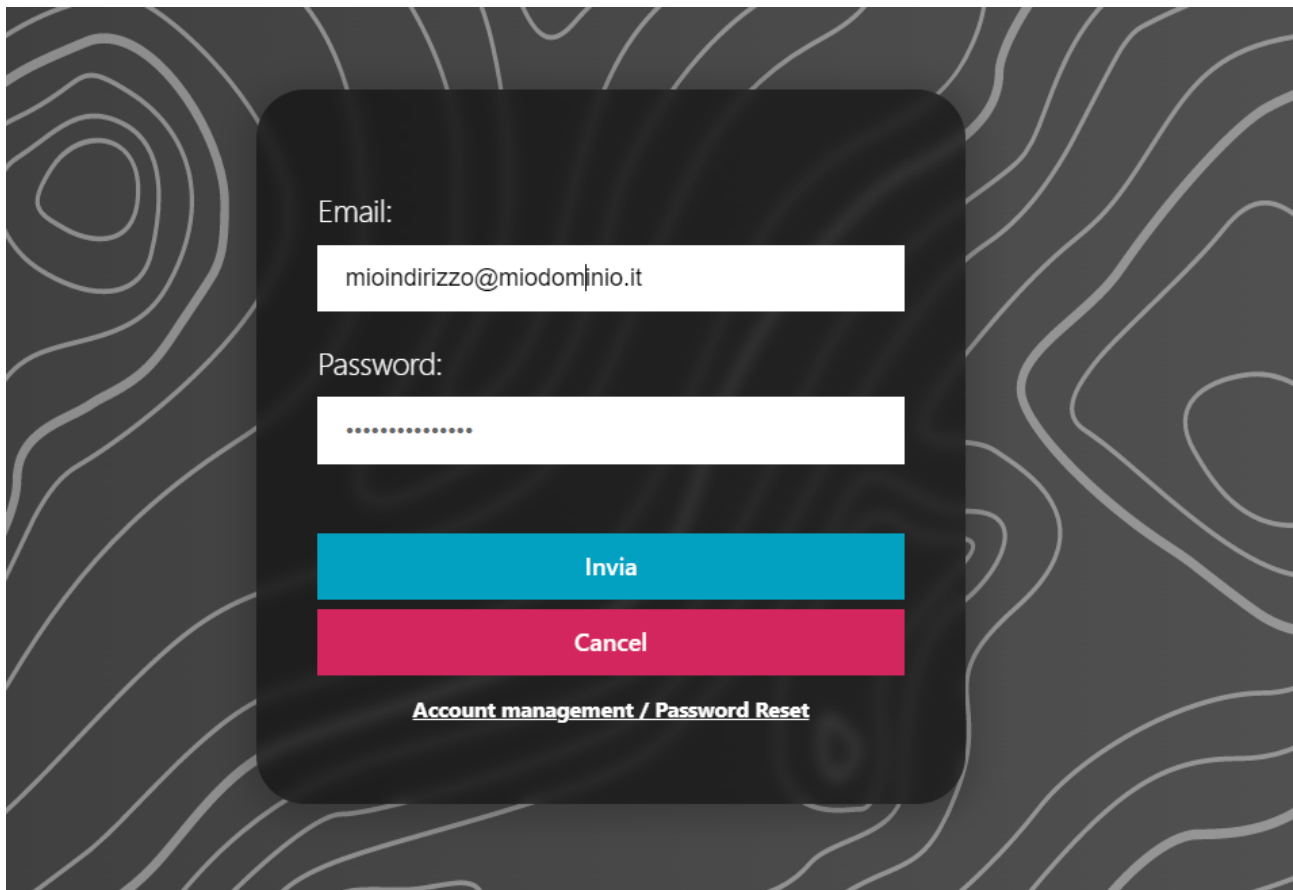
All'indirizzo email si riceverà un link per la creazione della propria password di accesso:



Effettuata la procedura di reset collegarsi a:

<https://www.fondimatica.it/fondi/Fonte>

Inserire il proprio indirizzo email e relativa password di accesso:

A screenshot of a mobile application interface for account management. The background is dark grey with a white topographic map pattern. A black rounded rectangle contains the form. At the top, it says "Email:" followed by a white input field containing "mioindirizzo@miodominio.it". Below that, it says "Password:" followed by a white input field with ten dots. At the bottom of the form are two buttons: a cyan one labeled "Invia" and a pink one labeled "Cancel". Below the buttons, the text "Account management / Password Reset" is displayed in a smaller font.

Cliccare sul tasto invia:



Nella schermata successiva, inserire l'OTP ricevuto alla propria email:



no_reply@accenture.com

a me ▾

🌐 inglese ▾ > italiano ▾ Traduci messaggio

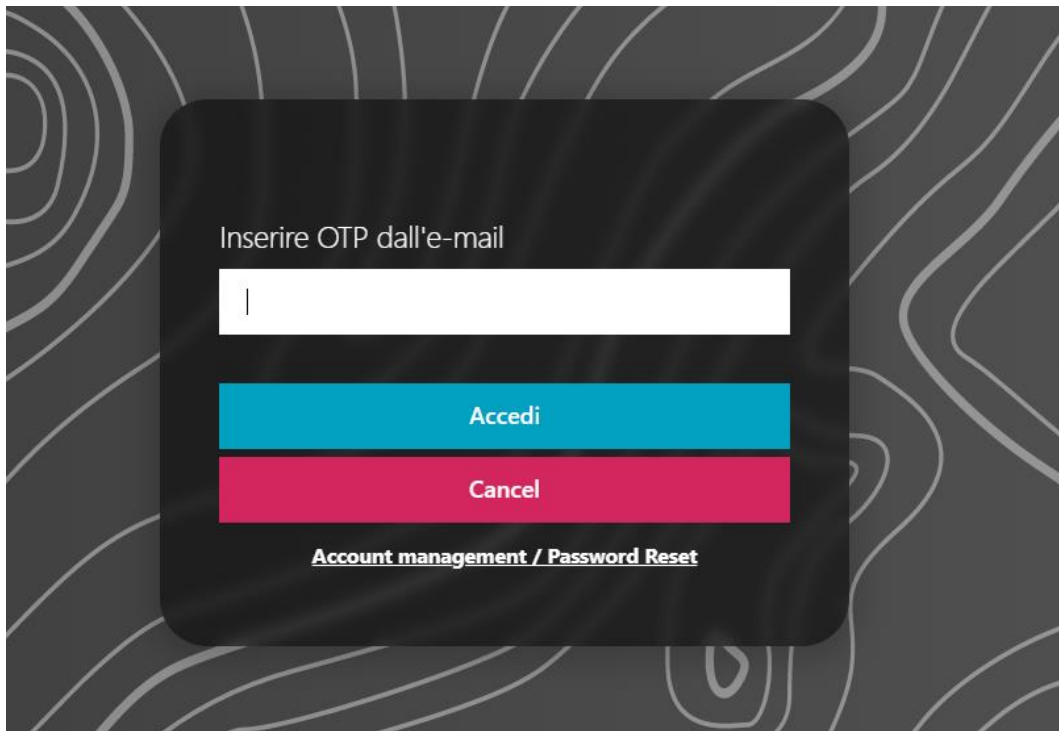
OTP: X00yphNu

This message is for the designated recipient only and may contain privileged, proprietary, or otherwise confidential information. If you have received this message in error, please do not disseminate, distribute or copy. If you have received this message in error, please notify the system manager. This message, its contents, and any files transmitted with it, are intended solely for the individual named. If you are not the named addressee you should not disseminate, distribute or copy this e-mail. Where allowed by local law, electronic communications with and instant messaging (including content), may be scanned by our systems for the purposes of information security and assessment of internal communications. This scanning process is important to us. Accenture uses your personal data only in compliance with data protection laws. For further information on how Accenture processes your personal data, please see our privacy statement at <https://www.accenture.com/us-en/privacy-policy>.

www.accenture.com

↩ Rispondi

➡ Inoltra



Cliccare su accedi per l'accesso in piattaforma.